

A03-541P-Y04

Motor Generator Demonstration Model

Specification: Size: 200×140×H220mm

Motor drive voltage : DC 6V /1A ◦

AC and DC two-stage brush ring is designed with adjustable brush.


It can be used for multiple teaching purposes in one machine and it can be used for DC motor demonstration and electric engine operation teaching.

Attachment : (The power supply can be purchased separately)

1. One belt
2. One hand crank
3. One red and green LED power indicator light
4. One red and one black banana plug (45CM).

Operation :

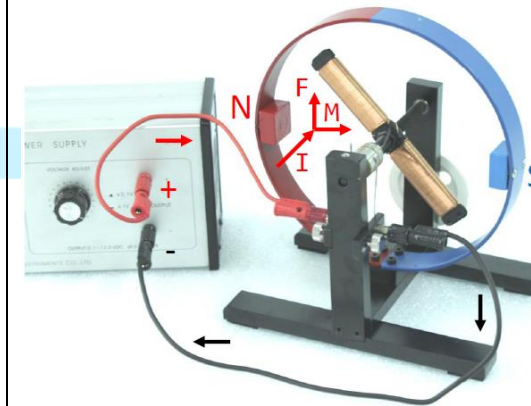
The AC and DC can be changed freely, and the best adjustment is to float the electric ring on the brush surface.



Left: The connection method of centered DC armature and electric ring.

Right: The connection method of AC armature and electric ring on the left and right sides.

I. DC motor




I: Current direction

M: Stator magnetic field direction

F: Force direction


Ampere's Right Hand's Spiral Rule : Four curved fingers indicate the direction of the current on the wire. The direction of the thumb is the direction of the magnetic field.

II. DC generator



LED Single flash

III. AC generator



LED Two alternating flashes

Atis Scientific Instruments Co.,Ltd Website: www.atis.com.tw

E-mail: atis@atissi.com.tw /Tel: (886) -6-2925201